

Seesaw

Task | Work Chair

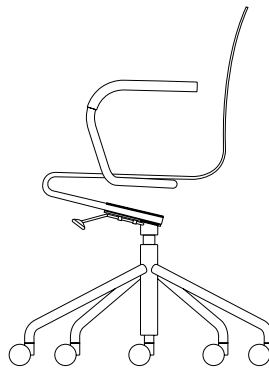
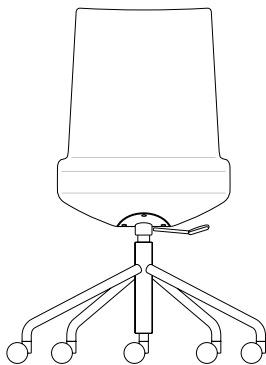
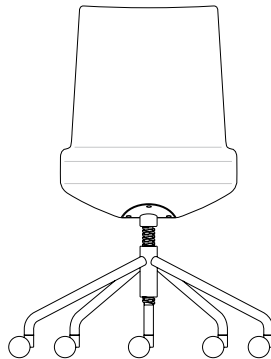
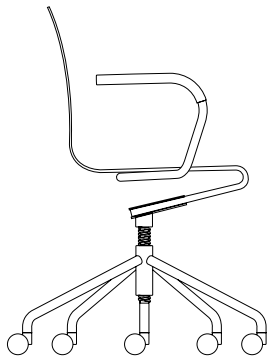
Design: Peter Horn, 1999/2000

seat dimensions: 420 x 420 mm

height adjustment: approx. 460 to 540 mm

All seat shells beech plywood, oak or ash veneer

castors, black or chrome with black tread for all floors
optionally with braked castors



	base/gas spring black	base/spindle black
natural oak or black ash	x	x
beech/white melamine	x	x
natural oak with mottled natural-coloured felt or black ash with mottled charcoal felt	x	x
beech upholstered anthrazit, 96% WO, 4% PA	x	x
armrest		
black	x	
chrome-plated	x	
surcharge for chrome-plated base	x	x